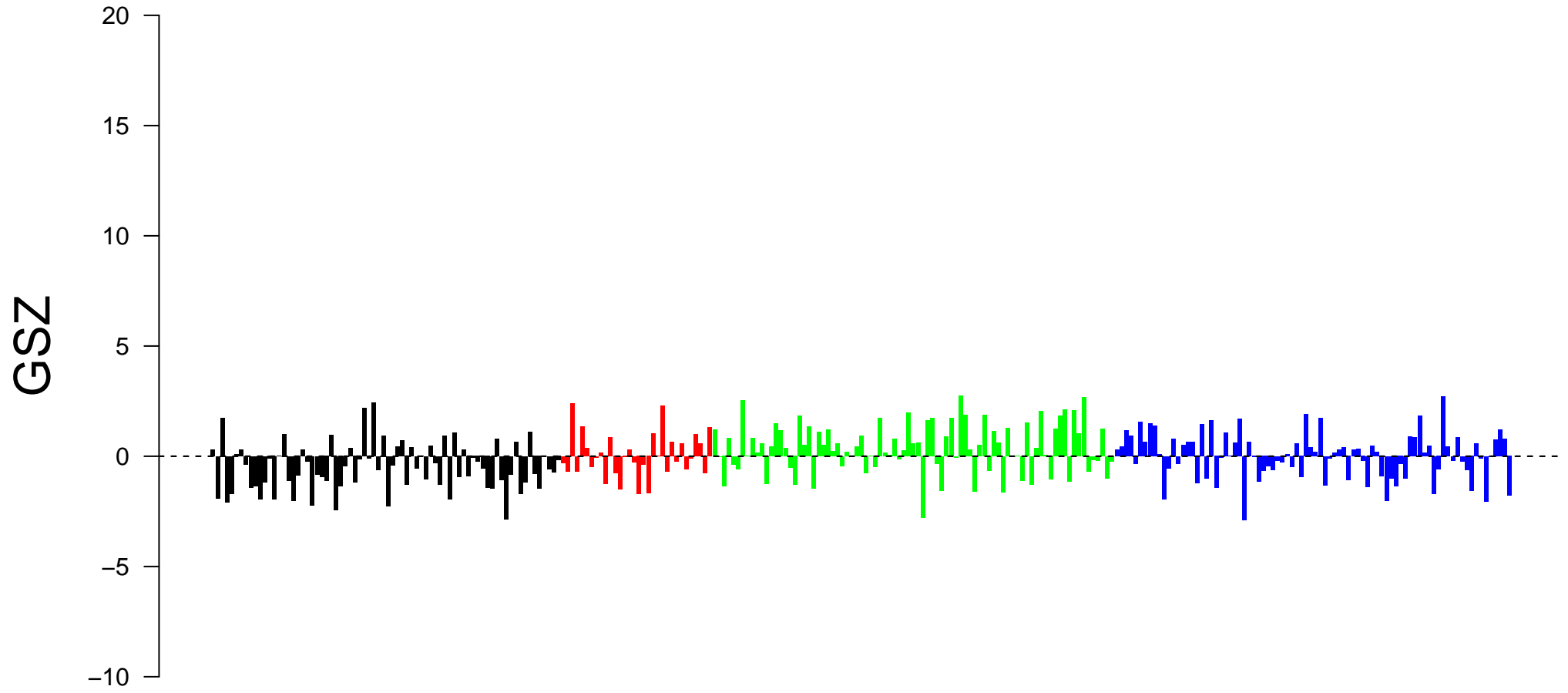
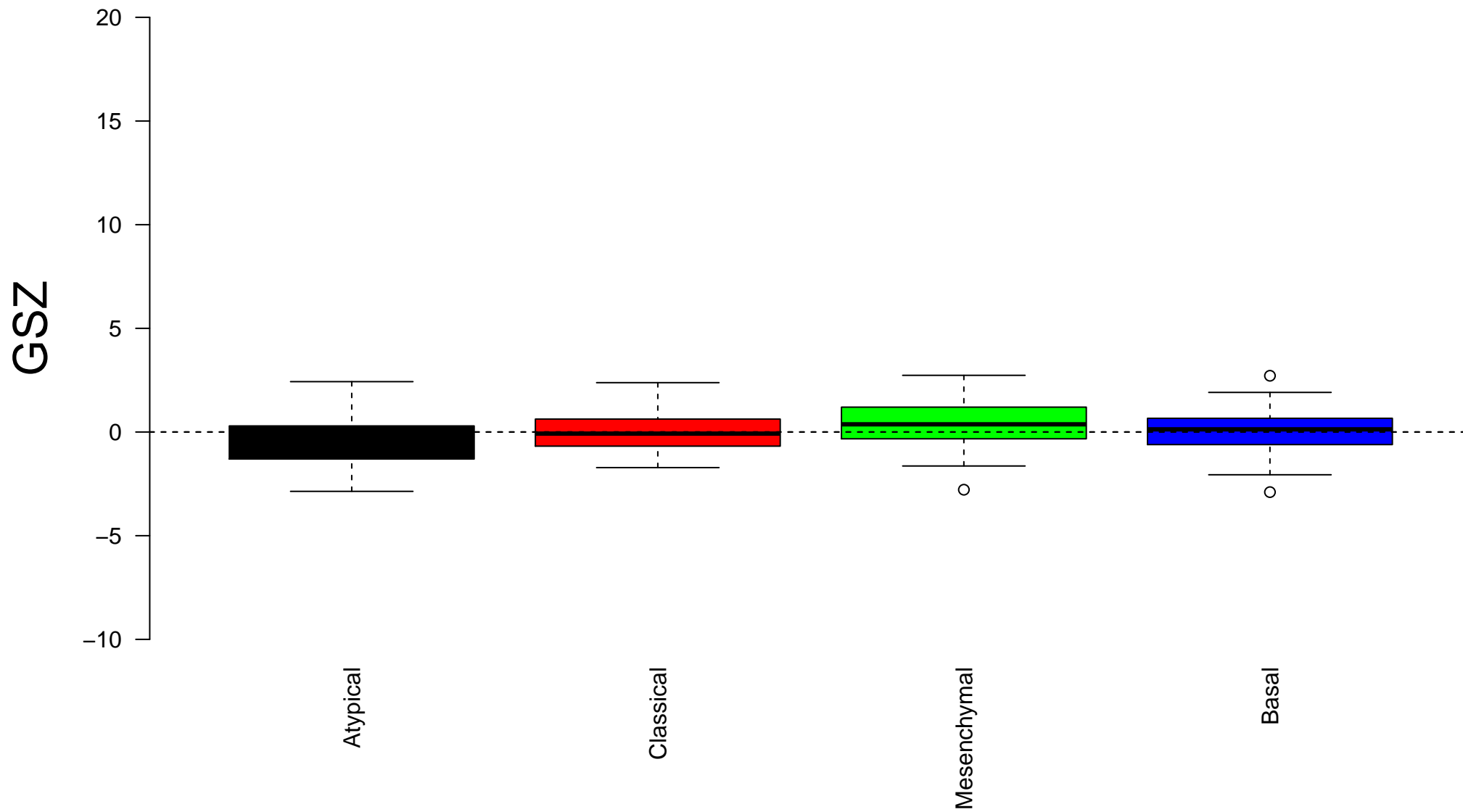


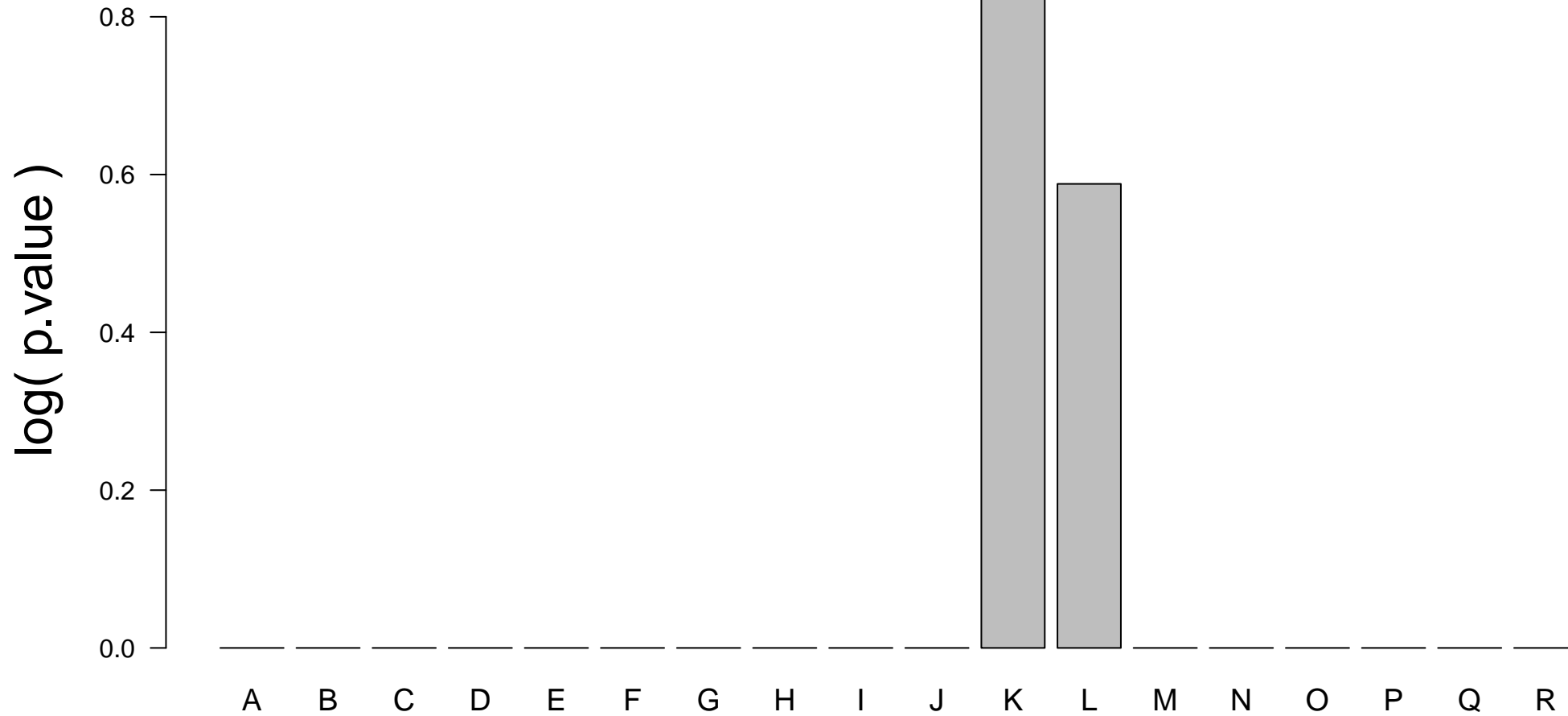
BENPORATH_ES_WITH_H3K27ME3



BENPORATH_ES_WITH_H3K27ME3



Enrichment in spots: BENPORATH_ES_WITH_H3K27ME3



Expression of BENPORATH_ES_WITH_H3K27ME3 in Spot A

Δe

1.5


1.0

0.5


0.0

-0.5


-1.0




Expression of BENPORATH_ES_WITH_H3K27ME3 in Spot B



Expression of BENPORATH_ES_WITH_H3K27ME3 in Spot C



Expression of BENPORATH_ES_WITH_H3K27ME3 in Spot D



Expression of BENPORATH_ES_WITH_H3K27ME3 in Spot E

Δe

1.5


1.0

0.5


0.0

-0.5


-1.0



Expression of BENPORATH_ES_WITH_H3K27ME3 in Spot F



Expression of BENPORATH_ES_WITH_H3K27ME3 in Spot G



Expression of BENPORATH_ES_WITH_H3K27ME3 in Spot H

Δe

1.5


1.0

0.5


0.0

-0.5

-1.0



Expression of BENPORATH_ES_WITH_H3K27ME3 in Spot I



Expression of BENPORATH_ES_WITH_H3K27ME3 in Spot J

Δe

1.5


1.0

0.5

0.0

-0.5

-1.0



Expression of BENPORATH_ES_WITH_H3K27ME3 in Spot K

Δe

1.5

1.0

0.5

0.0

-0.5

-1.0




Expression of BENPORATH_ES_WITH_H3K27ME3 in Spot L

Δe

1.5
1.0
0.5
0.0
-0.5
-1.0



Expression of BENPORATH_ES_WITH_H3K27ME3 in Spot M



Expression of BENPORATH_ES_WITH_H3K27ME3 in Spot N

Δe

1.5


1.0

0.5


0.0

-0.5


-1.0




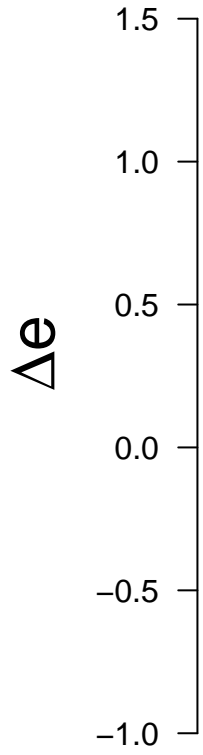
Expression of BENPORATH_ES_WITH_H3K27ME3 in Spot O



Expression of BENPORATH_ES_WITH_H3K27ME3 in Spot P



Expression of BENPORATH_ES_WITH_H3K27ME3 in Spot Q



Expression of BENPORATH_ES_WITH_H3K27ME3 in Spot R

Δe

1.5

1.0

0.5

0.0

-0.5

-1.0

